

Features

- Universal Input 100~240VAC 50/60Hz
- IEC/EN/ANSI/AAMI ES 60601-1 (ED 3.1)
- EMC: IEC60601-1-2:2014(ED 4.0)
- Safety Approvals: cULus / UKCA / CB / PSE / FCC / CE / TUV / RoHS / REACH
- Means of Protection: 2 X MOPP
- Touch Current: <100µA
- Regulated Output with Low Ripple Noise
- Safety Agency Requirements and EMI/EMS Certified
- Meets DoE Level VI, Energy Star, ErP Stage 2
- No Load Power Consumption <0.21W
- IFC: C:14 Connector



The purpose of the document is to specify a Single-phase AC input, single output switching power supply. This specification is for: Desktop Power Supplies 250W Series. This product is suitable for use in medical applications. This Specification defines the input, output, performance characteristics, environment, noise, and safety requirements.

Models

Model Number	Output Voltage V DC	Output Current A	Output Power W
44ATM250T-P120	12	20	240
44ATM250T-P150	15	16.66	250
44ATM250T-P240	24	10.4	250

General Specification

Type	Switched Mode Power Supply
Input Connector	IEC 320-C14
Output Connection	6 Pin Molex 39-01-2060
Number of Outputs	1
Energy Efficiency Level	VI
Mounting Style	Desktop
MTBF	300,000 hours calculated at 25°C, by Telcoria SR-332
Power Indicator	LED Indicator for power on
Cable Length	1200mm(±30mm)
Cable Type	16AWG
Medical Approved	Yes

Mechanical Specifications

Housing Material	Fully Enclosed Plastic Case
Overall Dimensions	204mm x 94mm x 43.5mm
Overall Length	204mm
Overall Height	43.5mm
Overall Width	94mm
Weight	1145g

Input Specifications

Rated Input Voltage	100~240Vac ($\pm 10\%$)
Rated Frequency	50/60Hz
Efficiency Level VI	Level VI / Efficiency (EU) 2019/1782
Input Current	3.3A-1.3A
Inrush Current	100A Max. / 230Vac (Cold Start At 25°C, Full Load)
Touch Current	Less than 100 μ A
Input Protection	Internal Primary Current Fuse

Output Specifications

Output Regulation	$\pm 5\%$
Ripple & Noise (max.)	1% Vp-p Max. for Output Voltage @ Full Load
Voltage Tolerance	$\pm 5\%$
Load Regulation	$\pm 5\%$
No Load Power	<0.21W
Number of Outputs	1
Insulation Class	I
Dielectric Strength	Primary to Secondary 4,000Vac for 1 Minutes
Isolation Resistance	10M Ω for 500Vdc
Over Circuit Protection	Auto-recovery
Over Voltage Protection	V out * 150% MAX., latch off
Over Current Protection	I out * 150% MAX., auto-recovery

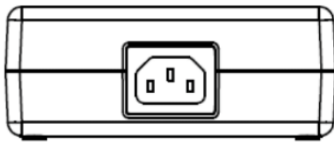
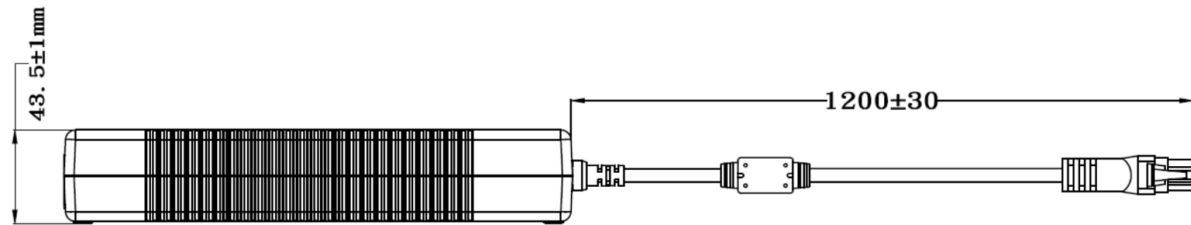
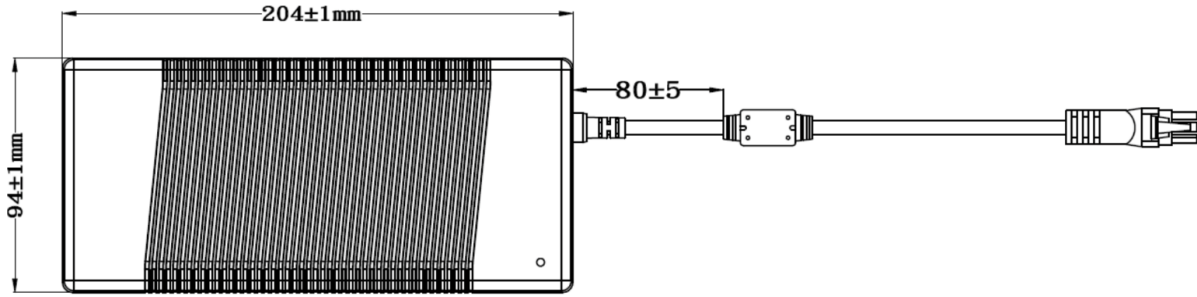
Protection Category

Means of Protection	2 X MOPP
---------------------	----------

Approvals

Compliance/Certifications	CB / cULus/ FCC / CE / UKCA / T-mark / TUV / PSE
Safety Standard	IEC/EN/ANSI/AAMI ES 60601-1
EMC Emission:	Directive 93/42/EEC (EN 60601-1-2)

Mechanical Drawing



FRONT-VIEW

100%

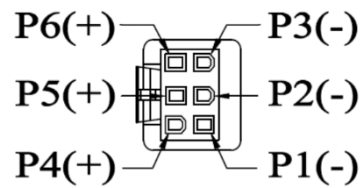
IP IDEALPOWER

Medical Power Supply
Model : ATM250T-P240
INPUT : 100-240V~50-60Hz 3.3-1.3A
OUTPUT : 24.0V == 10.4A 249.6W
<http://www.adaptertech.com.tw>

RoHS compliant CE C UL US E225703 FC UKCA

PS JET
IP:100-240V AC 50-60Hz 265VA-285VA 3.3A
O/P:24V DC 10.4A 必ず接地線を行って下さい。

S/N:XXYYZZZZZZ
MADE IN CHINA
ID NO. A
XXX ADAPTER T832L



Output cable plug pin assignment